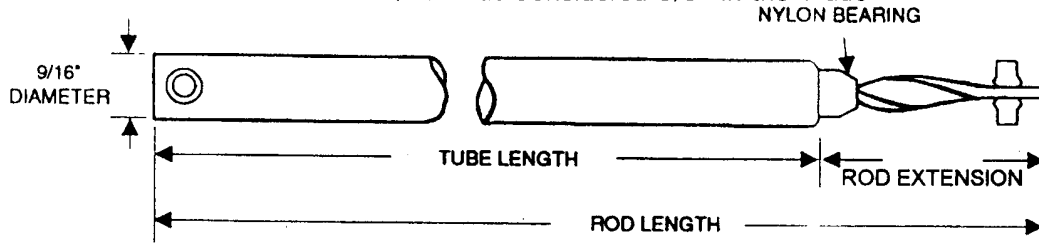


70 Tube Balance

ROBERT BROOKE AND ASSOCIATES

5/8" TUBE BALANCE

Tube Diameter 9/16" But Considered 5/8" in the Trade



Ordering Information

- 1) Measure metal tube length. (Do not include nylon bearing)
- 2) Measure spiral rod length. (Make sure rod is flush with screw hole end of tube before measuring)
- 3) Identify the color of the bearing (e.g., white, red, blue or black); and select our corresponding part number from the chart below.
- 4) To identify any attaching brackets or accessories used with your balance, refer to pages 30 & 31.

Note: Brackets & accessories must be ordered separately.

General Information

- 1) Maximum tube balance length available is 60".
- 2) White, red and blue bearings are for sashes weighing up to 30 lbs; the black bearing with nyclad tip is for sashes weighing up to 40 lbs. Please consult your sales representative for special ordering information.
- 3) The appropriate tensioning tools are 70-515 & 70-516 as shown on page 54.

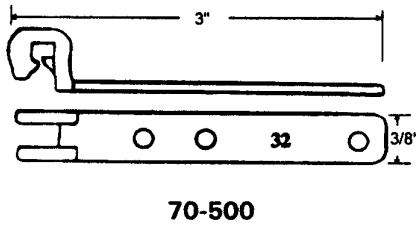
STANDARD ROD				
Tube Length	Rod Length	Red Bearing	Blue Bearing	Black Bearing
9"	9-3/4"	70-N9SR
10"	10-3/4"	70-N10SR
11"	11-3/4"	70-N11SR
12"	12-3/4"	70-N12SR	70-N12SB	...
13"	13-3/4"	70-N13SR	70-N13SB	...
14"	14-3/4"	70-N14SR	70-N14SB	...
15"	15-3/4"	70-N15SR	70-N15SB	...
16"	16-3/4"	70-N16SR	70-N16SB	...
17"	17-3/4"	70-N17SR	70-N17SB	...
18"	18-3/4"	70-N18SR	70-N18SB	...
19"	19-3/4"	70-N19SR	70-N19SB	...
20"	20-3/4"	70-N20SR	70-N20SB	70-L20S
21"	21-3/4"	70-N21SR	70-N21SB	70-L21S
22"	22-3/4"	70-N22SR	70-N22SB	70-L22S
23"	23-3/4"	70-N23SR	70-N23SB	70-L23S
24"	24-3/4"	70-N24SR	70-N24SB	70-L24S
25"	25-3/4"	70-N25SR	70-N25SB	70-L25S
26"	26-3/4"	70-N26SR	70-N26SB	70-L26S
27"	27-3/4"	70-N27SR	70-N27SB	70-L27S
28"	28-3/4"	70-N28SR	70-N28SB	70-L28S
29"	29-3/4"	70-N29SR	70-N29SB	70-L29S
30"	30-3/4"	70-N30SR	70-N30SB	70-L30S
31"	31-3/4"	70-N31SR	70-N31SB	70-L31S
32"	32-3/4"	70-N32SR	70-N32SB	70-L32S
33"	33-3/4"	70-N33SR	...	70-L33S
34"	34-3/4"	70-N34SR	...	70-L34S
35"	35-3/4"	70-N35SR	...	70-L35S
36"	36-3/4"	70-N36SR	...	70-L36S
37"	37-3/4"	70-N37SR	...	70-L37S
38"	38-3/4"	70-N38SR	...	70-L38S
39"	39-3/4"	70-N39SR	...	70-L39S
40"	40-3/4"	70-N40SR	...	70-L40S
41"	41-3/4"	70-N41SR	...	70-L41S
42"	42-3/4"	70-N42SR	...	70-L42S
43"	43-3/4"	70-N43SR	...	70-L43S
44"	44-3/4"	70-N44SR	...	70-L44S
45"	45-3/4"	70-N45SR	...	70-L45S
46"	46-3/4"	70-N46SR	...	70-L46S
47"	47-3/4"	70-N47SR	...	70-L47S
48"	48-3/4"	70-N48SR	...	70-L48S
49"	49-3/4"	70-N49SR	...	70-L49S
50"	50-3/4"	70-N50SR	...	70-L50S

EXTENDED ROD			
Tube Length	Rod Length	Red Bearing	Black Bearing
9"	10-3/4"	70-N9RR	...
10"	11-3/4"	70-N10RR	...
11"	12-3/4"	70-N11RR	...
12"	13-3/4"	70-N12RR	70-N12RB
13"	14-3/4"	70-N13RR	70-N13RB
14"	15-3/4"	70-N14RR	70-N14RB
15"	16-3/4"	70-N15RR	70-N15RB
16"	17-3/4"	70-N16RR	70-N16RB
17"	18-3/4"	70-N17RR	70-N17RB
18"	19-3/4"	70-N18RR	70-N18RB
19"	20-3/4"	70-N19RR	70-N19RB
20"	21-3/4"	70-N20RR	70-N20RB
21"	22-3/4"	70-N21RR	70-N21RB
22"	23-3/4"	70-N22RR	70-N22RB
23"	24-3/4"	70-N23RR	70-N23RB
24"	25-3/4"	70-N24RR	70-N24RB
25"	26-3/4"	70-N25RR	70-N25RB
26"	27-3/4"	70-N26RR	70-N26RB
27"	28-3/4"	70-N27RR	70-N27RB
28"	29-3/4"	70-N28RR	70-N28RB
29"	30-3/4"	70-N29RR	70-N29RB
30"	31-3/4"	70-N30RR	70-N30RB
31"	32-3/4"	70-N31RR	70-N31RB
32"	33-3/4"	70-N32RR	70-N32RB
33"	34-3/4"	70-N33RR	...
34"	35-3/4"	70-N34RR	...
35"	36-3/4"	70-N35RR	...
36"	37-3/4"	70-N36RR	...
37"	38-3/4"	70-N37RR	...
38"	39-3/4"	70-N38RR	...
39"	40-3/4"	70-N39RR	...
40"	41-3/4"	70-N40RR	...
41"	42-3/4"	70-N41RR	...
42"	43-3/4"	70-N42RR	...
43"	44-3/4"	70-N43RR	...
44"	45-3/4"	70-N44RR	...
45"	46-3/4"	70-N45RR	...
46"	47-3/4"	70-N46RR	...
47"	48-3/4"	70-N47RR	...
48"	49-3/4"	70-N48RR	...
49"	50-3/4"	70-N49RR	...
50"	51-3/4"	70-N50RR	...

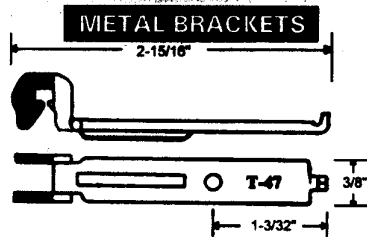
585 SOUTH ETON ROAD, P.O. BOX 2010, BIRMINGHAM, MI 48012-2010
CALL: 1-800-642-2403 FAX: 1-800-642-2406 ASK FOR: GREG

70 Tube Balance

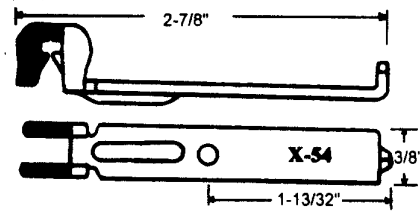
ROBERT BROOKE AND ASSOCIATES



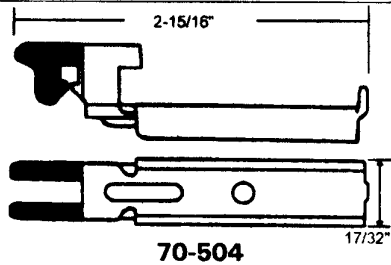
70-500



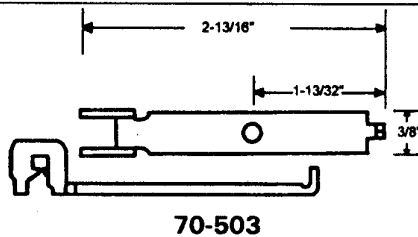
70-501N Coated
70-501 Not Coated T-47



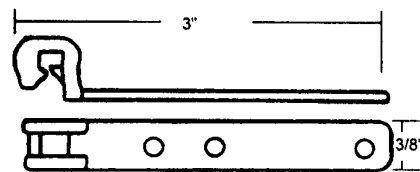
70-502N Coated
70-502 Not Coated X-54



70-504

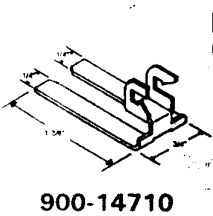


70-503

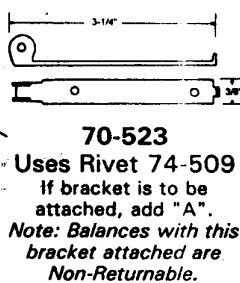


70-524
Closed Bracket

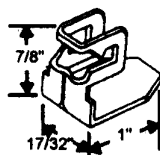
METAL BRACKETS Riveted Type



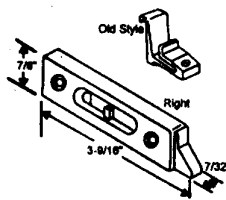
900-14710



70-523
Uses Rivet 74-509
If bracket is to be
attached, add "A".
Note: Balances with this
bracket attached are
Non-Returnable.

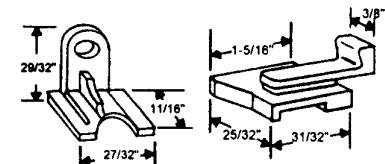


70-521
Alwinseal



70-618 Left
70-617 Right (Shown)
Black

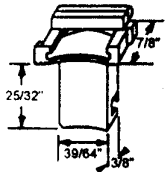
TOP SASH CAMS



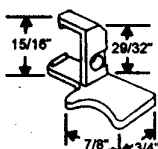
70-602
Used with
70-511 &
70-512

70-615 Right
(Shown)
70-616 Left

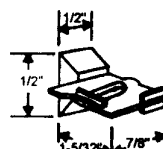
SLIDE LOCK ASSEMBLY



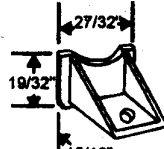
900-7966
Right
900-7965
Left (Shown)
LEFT NOT
AVAILABLE



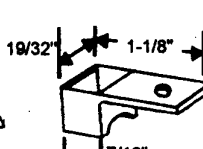
70-609A
Sold in sets
only



70-621

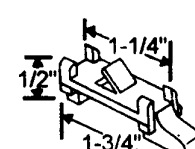


70-622



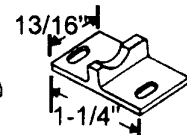
70-623

GUIDE



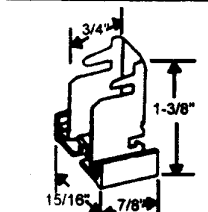
70-633

BALANCE GUIDE

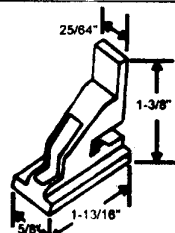


70-628

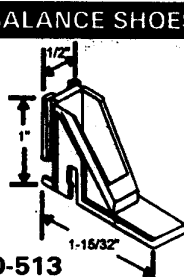
BALANCE SHOES



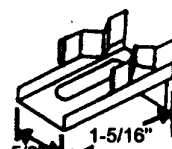
70-514RH Shown
70-514LH Opposite



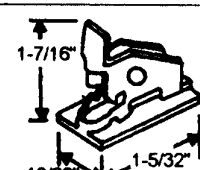
70-510



70-513



70-600
Metal
Used with 70-513



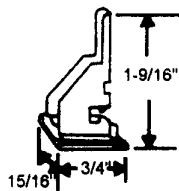
70-509
Tucker
Georgia Palm Beach

585 SOUTH ETON ROAD, P.O. BOX 2010, BIRMINGHAM, MI 48012-2010
CALL: 1-800-642-2403 FAX: 1-800-642-2406 ASK FOR: GREG

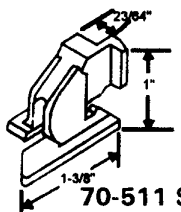
70 Tube Balance

ROBERT BROOKE AND ASSOCIATES


SASH CLIPS



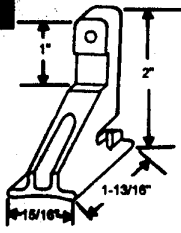
70-508
Crossly



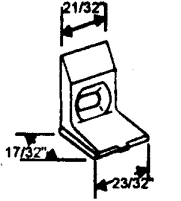
70-511 Shown
70-512 Opposite
Cupples



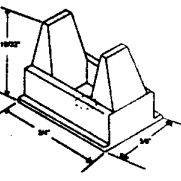
70-606A
Sold in Pairs Only
Crossly



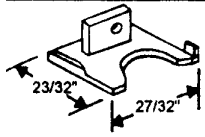
70-507



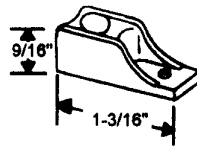
70-608
WT Industries



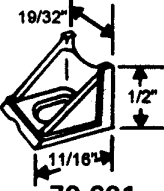
900-5328
Natural Nylon



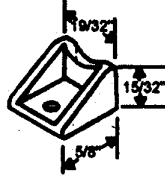
70-612
Sold in Sets Only
Right Shown
Stanley



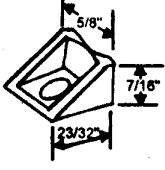
70-620




70-601



70-605

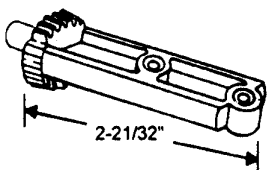


70-625

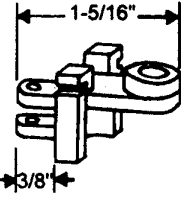


70-635

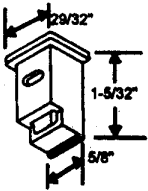
TOP GUIDE SET



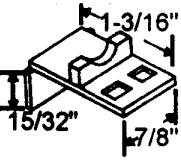
70-613



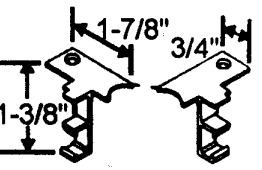
70-519



70-634

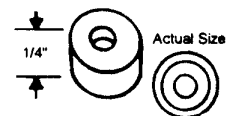


70-636




70-627
Two piece die cast

ROUND FACE GUIDE

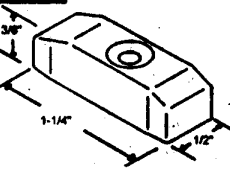


70-611
Not Available
Use 62-613

SASH GUIDES




70-624



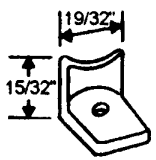
900-5095
Natural Nylon

RETAINER GUIDE



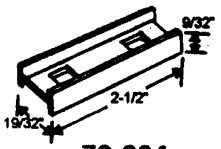
70-626

TOP SASH GUIDE



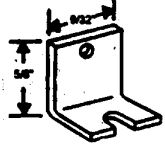
70-603
Georgia Palm Beach

SASH CARRIER LOCK



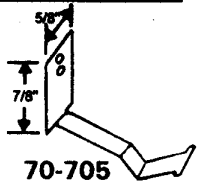
70-604
Aluminum
Georgia Palm Beach

ANGLE CLIP



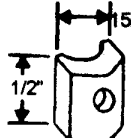
70-704
Metal
Georgia Palm Beach

VENT SPRING



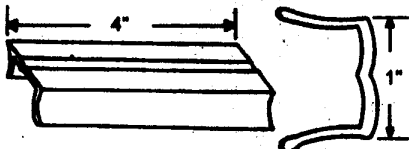
70-705
Metal
Georgia Palm Beach

BACKING BLOCK



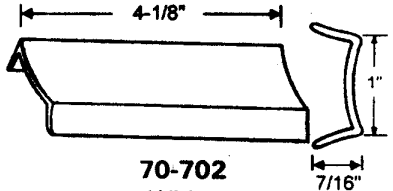
70-709
Nylon
Georgia Palm Beach

3 3 4 SASH STOP



70-700
White

THIN LINE SASH STOP



70-702
White

585 SOUTH ETON ROAD, P.O. BOX 2010, BIRMINGHAM, MI 48012-2010
CALL: 1-800-642-2403 FAX: 1-800-642-2406 ASK FOR: GREG